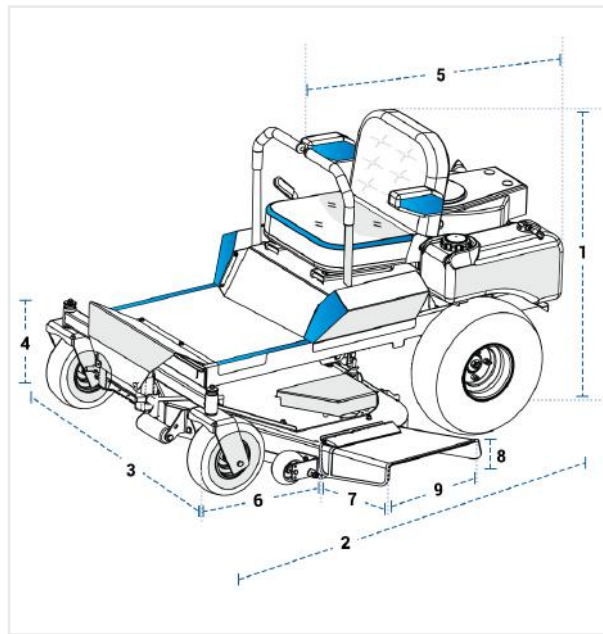


How to Measure Zero Turn Mower Covers

Measurement Instruction

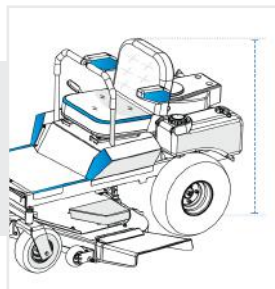
- ✓ Give exact measurement from edge to edge.
- ✓ We add 1" to 2" leeway on the given width/depth for easy pull-in and pull-out.
- ✓ The height dimensions will remain same as provided by you.



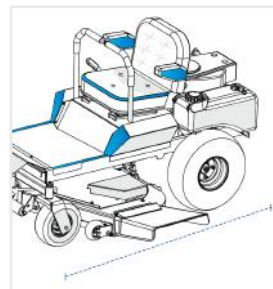
Measurement (Inches)

1. Height	<input type="text"/>	2. Depth	<input type="text"/>
3. Width	<input type="text"/>	4. Front Height	<input type="text"/>
5. Depth #1	<input type="text"/>	6. Depth #2	<input type="text"/>
7. Width #1	<input type="text"/>	8. Height #1	<input type="text"/>
9. Depth #3	<input type="text"/>		

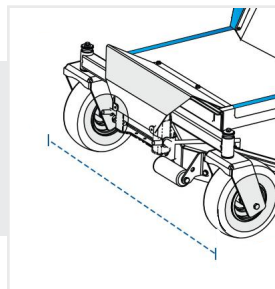
1. Height:
Height of the Zero Turn Mower



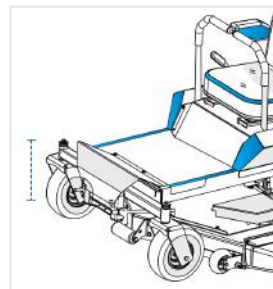
2. Depth:
Depth of the Zero Turn Mower



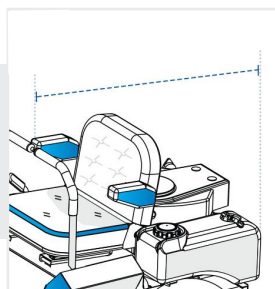
3. Width:
Width of the Zero Turn Mower



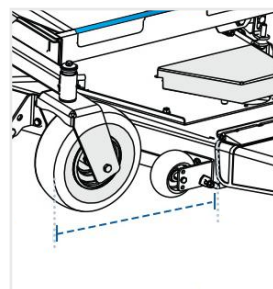
4. Front Height:
Front Height of the Zero Turn Mower

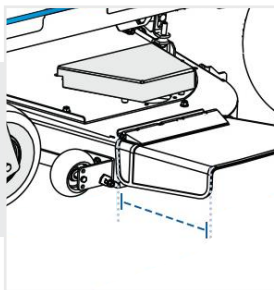


5. Depth #1:
Depth (Side #1)

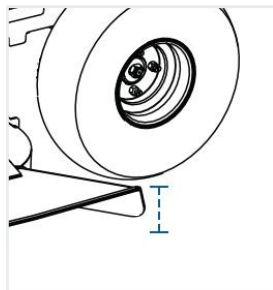


6. Depth #2:
Depth (Side #2)

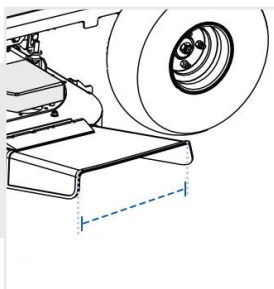




7. Width #1:
Height (Side #1)



8. Height #1:
Height (side#1)



9. Depth #3:
Depth (Side #3)