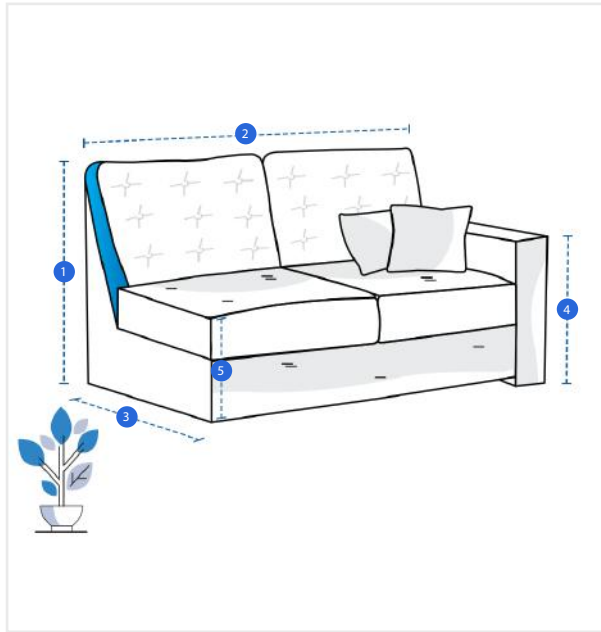


## How to Measure Right Arm Loveseat Covers

### Measurement Instruction

- ✓ Give exact measurement from edge to edge.
- ✓ We add 1" to 2" leeway on the given width/depth for easy pull-in and pull-out.
- ✓ The height dimensions will remain same as provided by you.



### Measurement (Inches)

1. Height

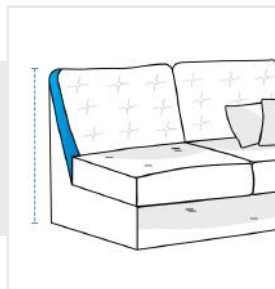
3. Depth

5. Height without arm rest

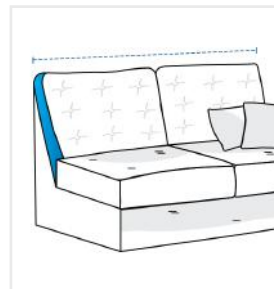
2. Width

4. Front Height

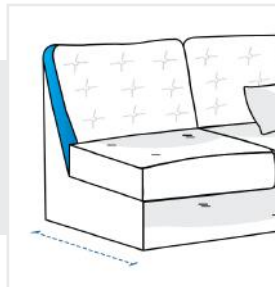
**1. Height:**  
Total height of the Right Arm Loveseat



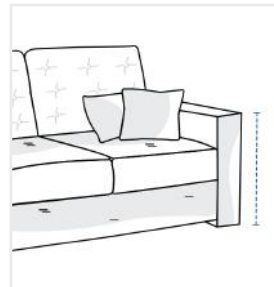
**2. Width:**  
Width of the Right Arm Loveseat



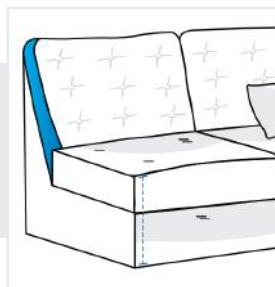
**3. Depth:**  
Depth of the Right Arm Loveseat



**4. Front Height:**  
Front Height of the Right Arm Loveseat



**5. Height without arm rest:**  
Height (Without arm rest)



We encourage you to upload the image of the article you need the cover for - this helps our team ensure covers are designed keeping your requirements in mind.