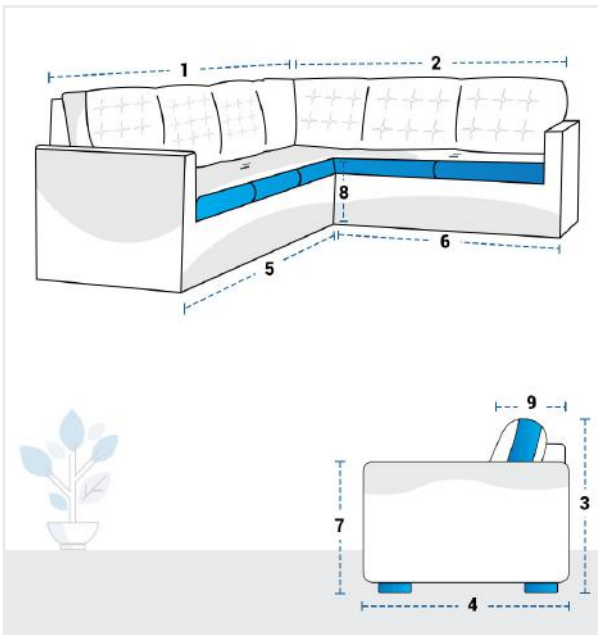


How to Measure L Shape Sofa Covers - Design 1

Measurement Instruction

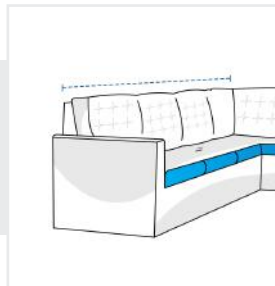
- ✓ Give exact measurement from edge to edge.
- ✓ We add 2" and 3" leeway on the given width/depth for easy pull-in and pull-out.
- ✓ The height dimensions will remain same as provided by you.



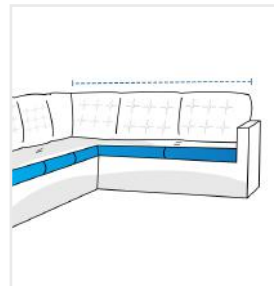
Measurement (Inches)

- | | | | |
|---|----------------------|----------------------------------|----------------------|
| 1. Length of Back - Left | <input type="text"/> | 2. Length of Back - Right | <input type="text"/> |
| 3. Back Height | <input type="text"/> | 4. Depth | <input type="text"/> |
| 5. Length of Front - Left | <input type="text"/> | 6. Length of Front - Right | <input type="text"/> |
| 7. Height from Arm to Ground
(Or Ground to Seat If No Arm) | <input type="text"/> | 8. Height from Ground to Cushion | <input type="text"/> |
| 9. Depth of Back rest Incl Cushion | <input type="text"/> | | |

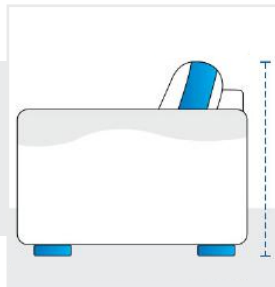
1. Length of Back - Left:
Length of Back - Left of the Sofa



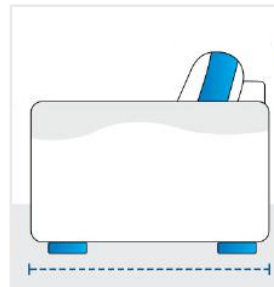
2. Length of Back - Right:
Length of Back - Right of the Sofa



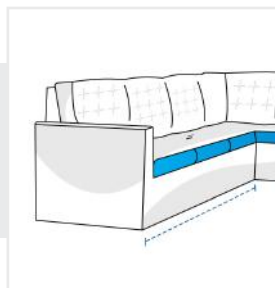
3. Back Height:
Back Height (Including cushion back)



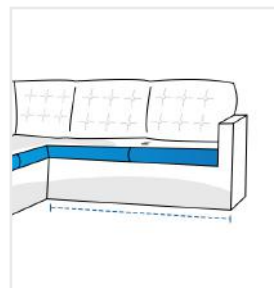
4. Depth:
Depth of the Sofa

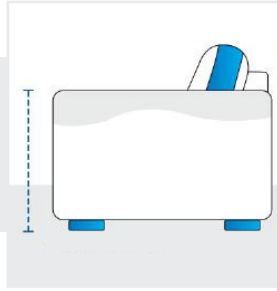


5. Length of Front - Left:
Length of Front - Left of the Sofa



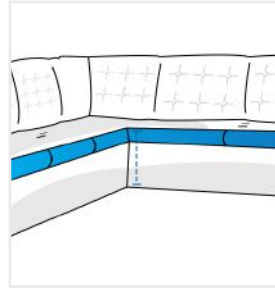
6. Length of Front - Right:
Length of Front - Right of the Sofa





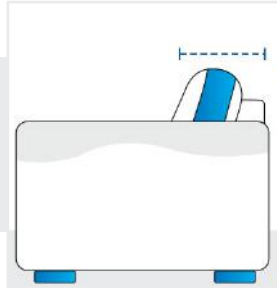
**7. Height from Arm to Ground
(Or Ground to Seat If No Arm) :**

Height from Ground to Arm (Or
Ground to seat if no arm)



8. Height from Ground to Cushion:

Height from Ground to Cushion
(Center Corner)



9. Depth of Back rest Incl Cushion:

Depth of back rest (Including cushion)