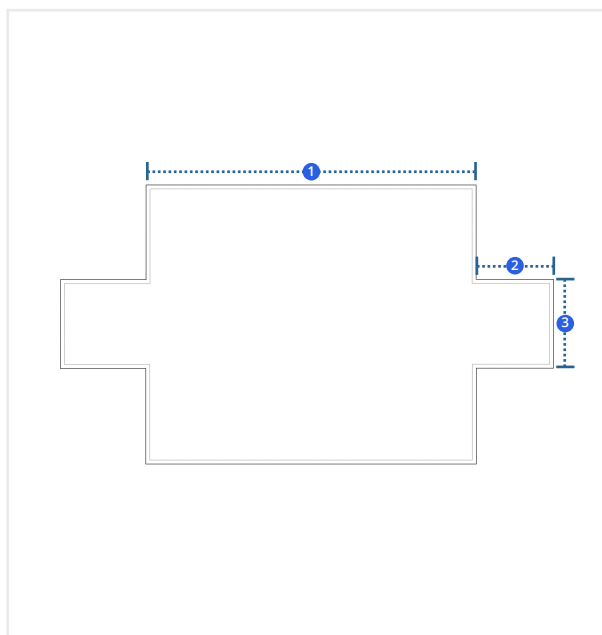


## How to Measure Double Flap Lumber Tarp

### Measurement Instruction

- ✓ Upto 4 ft, there will be 2 layers of D-ring on the sideways and after 4 ft, an additional layer of D-ring will be attached in every 2 ft gap.
- ✓ Give exact measurement from edge to edge.
- ✓ We add 3" to 4" leeway on the given width/depth.
- ✓ Minimum flap width will be 4 ft. and Then After in Multiple of 2 ft.



### Measurement (Inches)


1. Width

2. Flap Width

3. Flap Length

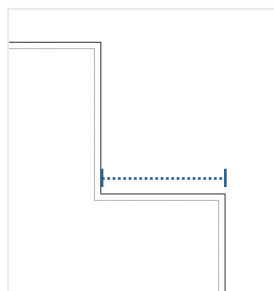
#### 1. Width:

Width of the Lumber Tarp



#### 2. Flap Width:

Flap Width of the Lumber Tarp



#### 3. Flap Length:

Flap Length of the Lumber Tarp

