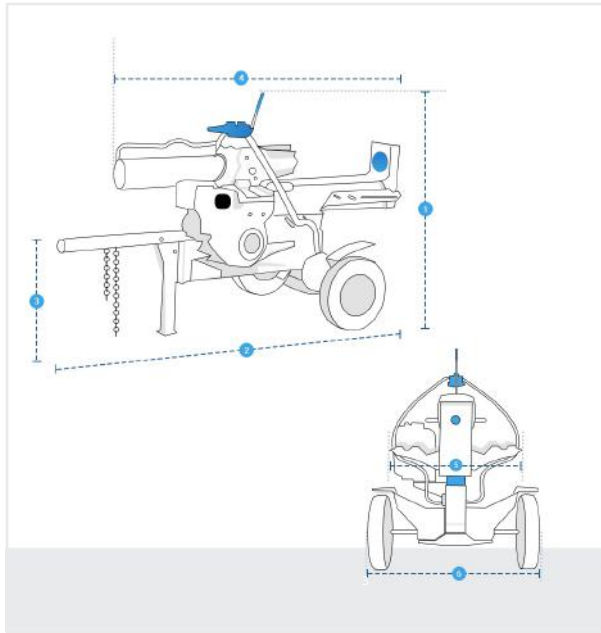


# How to Measure Custom Log Splitter Covers - Horizontal/Vertical Gas Log Splitter

## Measurement Instruction

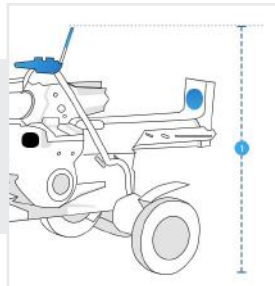
- ✓ Give exact measurement from edge to edge.
- ✓ We add 1" to 2" leeway on the given width/depth for easy pull-in and pull-out.
- ✓ The height dimensions will remain same as provided by you.
- ✓ All measurements will be done in inches.



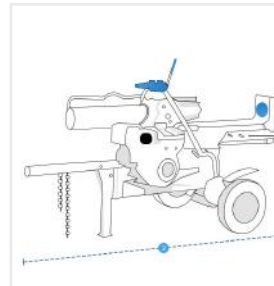
### Measurement (Inches)

- |   |                      |  |                      |
|---|----------------------|--|----------------------|
| 1. Total Height                                 | <input type="text"/> | 2. Total length                          | <input type="text"/> |
| 3. Height of tow point from ground              | <input type="text"/> | 4. Length from tip of cylinder till end  | <input type="text"/> |
| 5. Width of log catcher from one end to another | <input type="text"/> | 6. Distance between 2 tyres from outside | <input type="text"/> |

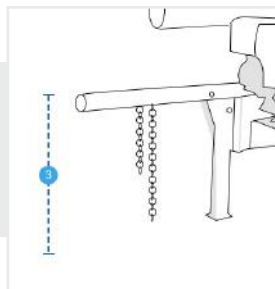
**1. Total Height:**  
Total Height of the Log Splitter



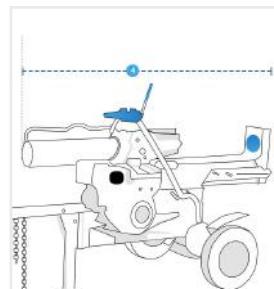
**2. Total length:**  
Total length of the Log Splitter



**3. Height of tow point from ground :**  
Height of tow point from ground of the Log Splitter



**4. Length from tip of cylinder till end:**  
Length from tip of cylinder till end of the Log Splitter



We encourage you to upload the image of the article you need the cover for - this helps our team ensure covers are designed keeping your requirements in mind.

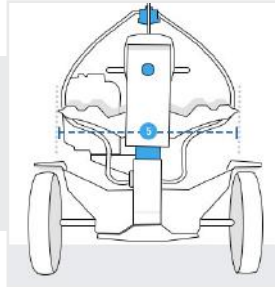
## How to Measure Custom Log Splitter Covers - Horizontal/Vertical Gas Log Splitter

### Measurement Instruction

- ✓ Give exact measurement from edge to edge.
- ✓ We add 1" to 2" leeway on the given width/depth for easy pull-in and pull-out.
- ✓ The height dimensions will remain same as provided by you.
- ✓ All measurements will be done in inches.

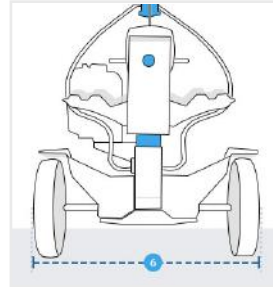
#### 5. Width of log catcher from one end to another:

Width of log catcher from one end to another of the Log Splitter



#### 6. Distance between 2 tyres from outside:

Distance between 2 tyres from outside



We encourage you to upload the image of the article you need the cover for - this helps our team ensure covers are designed keeping your requirements in mind.