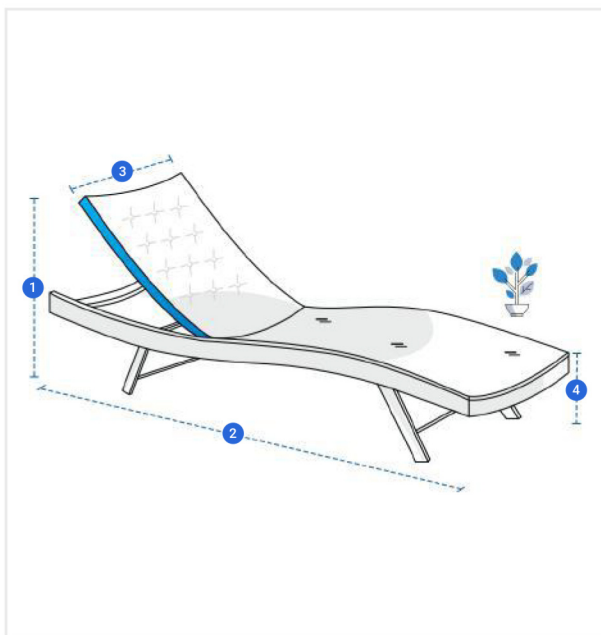


How to Measure Chaise Lounge Covers - Design 11

Measurement Instruction

- ✓ Give exact measurement from edge to edge.
- ✓ "We add upto 2" leeway on the given width/depth for easy pull-in and pull-out."
- ✓ The height dimensions will remain same as provided by you.



Measurement (Inches)

1. Height

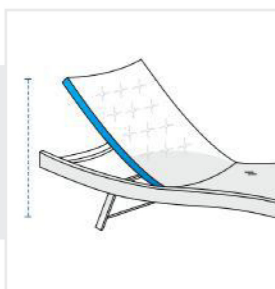
2. Depth

3. Width

4. Front Height

1. Height:

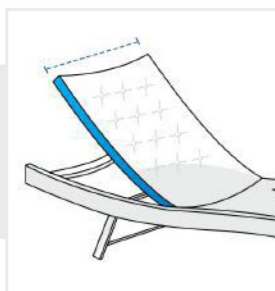
Height of the Chaise

**2. Depth:**

Width of the Chaise (including back rest width)

**3. Width:**

Depth of the Chaise

**4. Front Height:**

Front height of the chaise



We encourage you to upload the image of the article you need the cover for - this helps our team ensure covers are designed keeping your requirements in mind.