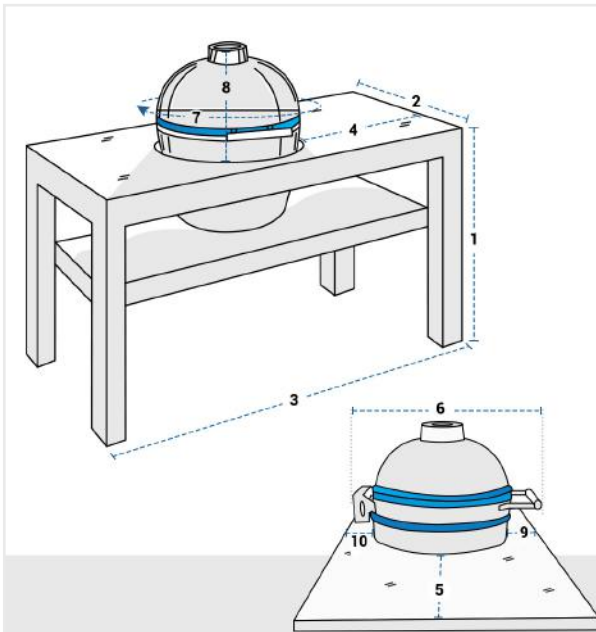


How to Measure Big Egg Grill Covers

Measurement Instruction

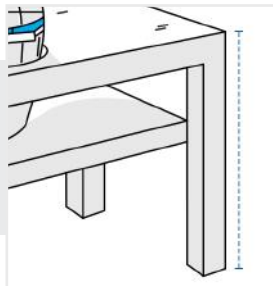
- ✓ Give exact measurement from edge to edge.
- ✓ We add 0.5" to 1.5" leeway on the given width/depth for easy pull-in and pull-out.
- ✓ The height dimensions will remain same as provided by you.



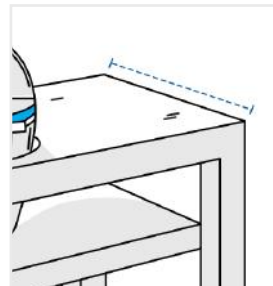
Measurement (Inches)

1. Height	<input type="text"/>	2. Depth	<input type="text"/>
3. Width	<input type="text"/>	4. Right Side Width	<input type="text"/>
5. Left Side Width	<input type="text"/>	6. Width of the Grill Hood incl. Handle	<input type="text"/>
7. Circumference of the Grill Hood	<input type="text"/>	8. Height of the Grill Hood	<input type="text"/>
9. From Counter Edge to Grill Front	<input type="text"/>	10. From Counter Edge to Grill Back	<input type="text"/>

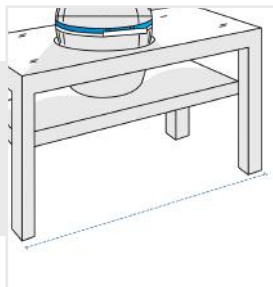
1. Height:
Height of the Big Egg Grill



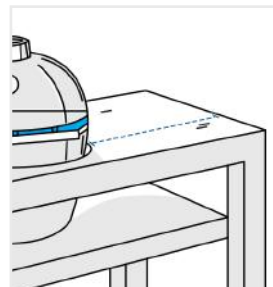
2. Depth:
Depth of the Big Egg Grill



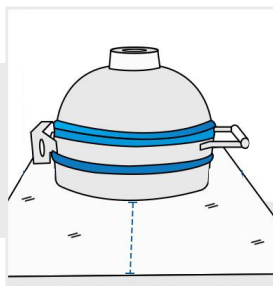
3. Width:
Width of the Big Egg Grill



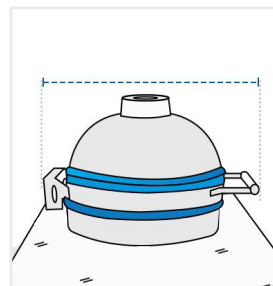
4. Right Side Width:
Right side width (From right side of table to grill)



5. Left Side Width :
Left side width (From left side of table to grill)

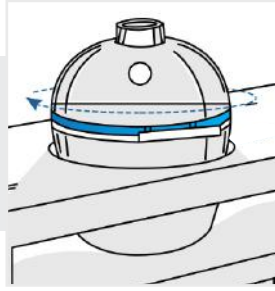


6. Width of the Grill Hood incl. Handle
Width of the grill hood including handle



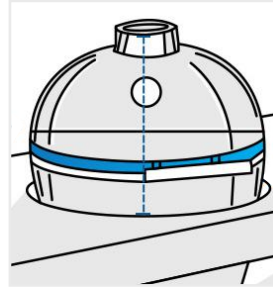
7. Circumference of the Grill Hood :

Circumference of the grill hood from table



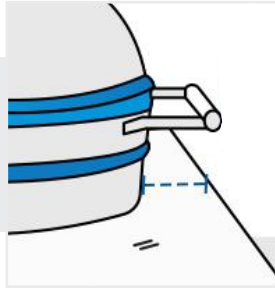
8. Height of the Grill Hood:

Height of the grill hood from table



9. From Counter Edge to Grill Front:

From table edge to grill front



10. From Counter Edge to Grill Back:

From table edge to grill back

