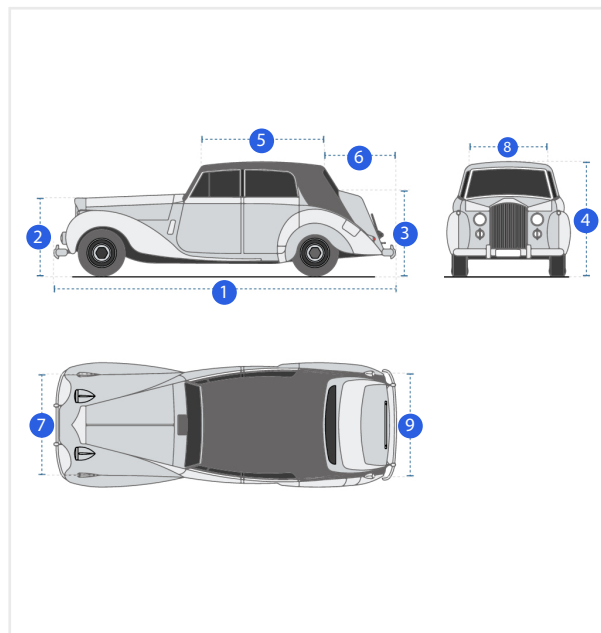


How to Measure Vintage Car Cover

Measurement Instruction

- ✓ Give exact measurement from edge to edge.
- ✓ We add 1" to 2" leeway on the given width/depth for easy pull-in and pull-out.
- ✓ The height dimensions will be reduce 3"



Measurement (Inches)

1. Total Length

3. Back Height

5. Top Roof Length

7. Front Width

9. Back Width

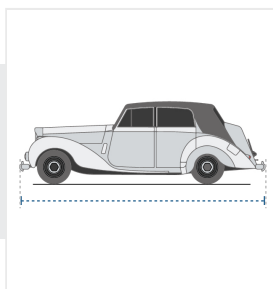
2. Front Height

4. Middle Maximum Height

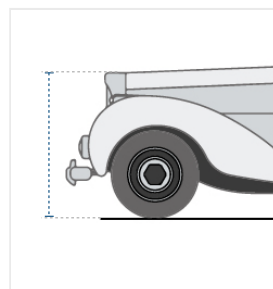
6. Back Length

8. Top Roof Width

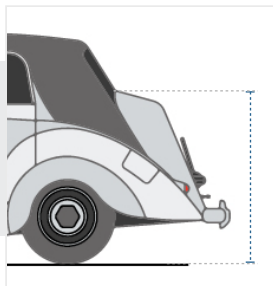
1. Total Length:
Total Length of the Car



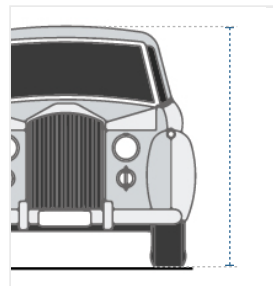
2. Front Height:
Front Height of the Car



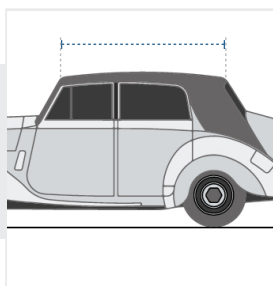
3. Back Height:
Back Height of the Car



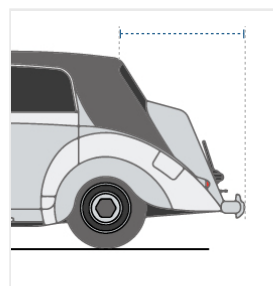
4. Middle Maximum Height:
Middle Maximum Height of the Car



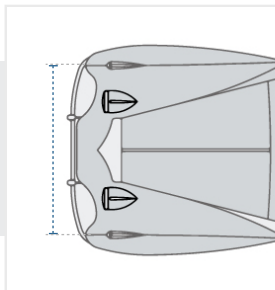
5. Top Roof Length:
Top Roof Length of the Car



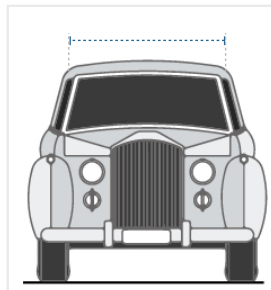
6. Back Length:
Back Length of the Car



7. Front Width:
Front Width of the Car



8. Top Roof Width:
Top Roof Width of the Car



9. Back Width:
Back Width of the Car

