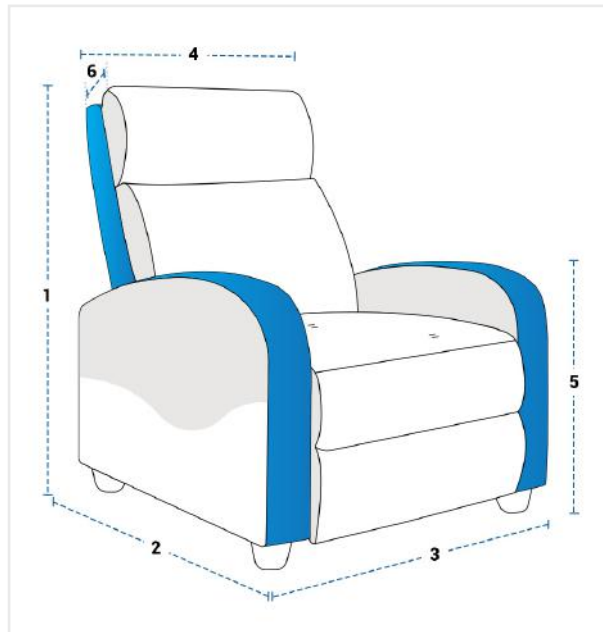


## How to Measure Recliner Covers - Design 2

### Measurement Instruction

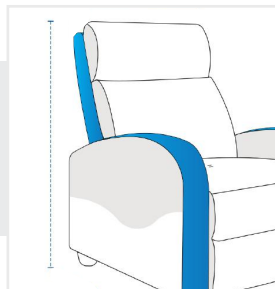
- ✓ Give exact measurement from edge to edge.
- ✓ We add 0.5" to 1.5" leeway on the given width/depth for easy pull-in and pull-out.
- ✓ The height dimensions will remain same as provided by you.



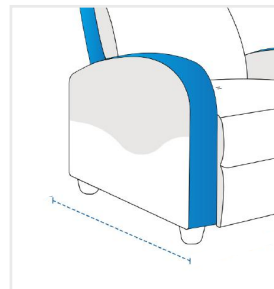
### Measurement (Inches)

1. Back Height	<input type="text"/>	2. Depth	<input type="text"/>
3. Front Width	<input type="text"/>	4. Back Width	<input type="text"/>
5. Front Height	<input type="text"/>	6. Cushion Depth	<input type="text"/>

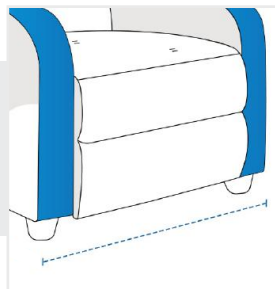
**1. Back Height:**  
Back Height of the Recliner



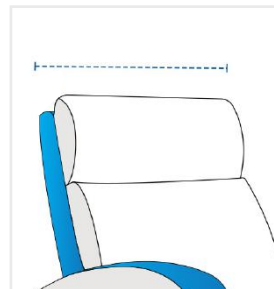
**2. Depth:**  
Depth of the Recliner



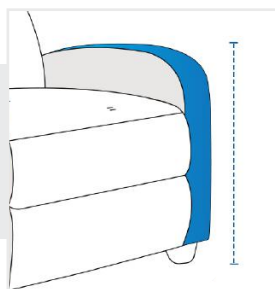
**3. Front Width:**  
Front Width of the Recliner



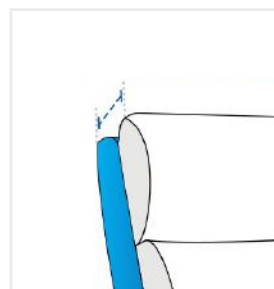
**4. Back Width:**  
Back Width of the Recliner



**5. Front Height:**  
Front Height of the Recliner



**6. Cushion Depth:**  
Cushion Depth of the Recliner



We encourage you to upload the image of the article you need the cover for - this helps our team ensure covers are designed keeping your requirements in mind.