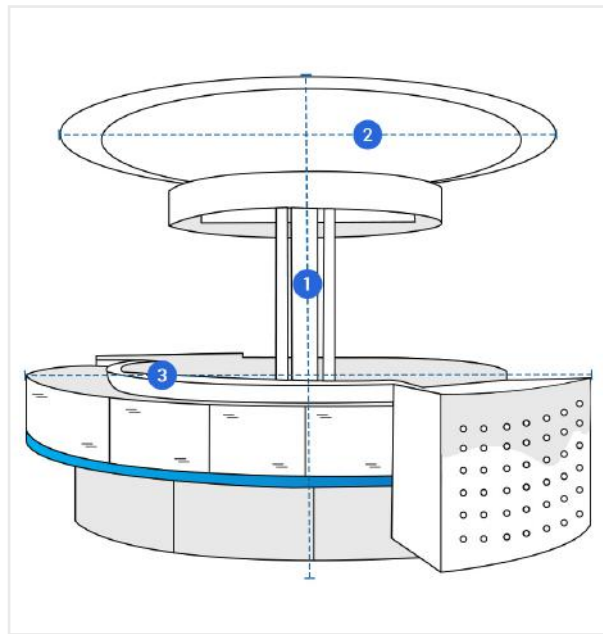


How to Measure Custom RMU Cover - Round

Measurement Instruction

- ✓ Give exact measurement from edge to edge.
- ✓ We add 1" to 2" leeway on the given diameter for easy pull-in and pull-out.
- ✓ The height dimensions will remain same as provided by you.



Measurement (Inches)

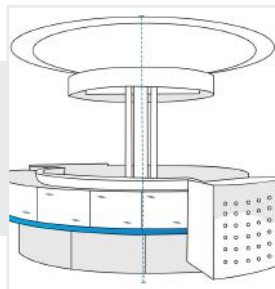
1. Height

2. Upper Diameter

3. Bottom Diameter

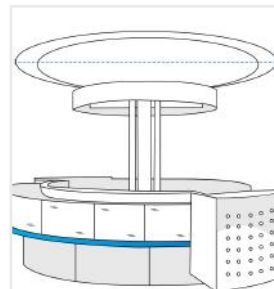
1. Height:

Height of the Custom RMU - Round



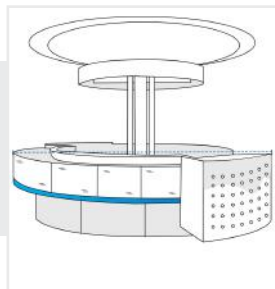
2. Upper Diameter:

Upper Diameter of the Custom RMU - Round



3. Bottom Diameter:

Bottom Diameter of the Custom RMU - Round



We encourage you to upload the image of the article you need the cover for - this helps our team ensure covers are designed keeping your requirements in mind.